



**Electrolux**  
PROFESSIONAL

## Modular Cooking Range Line thermaline 90 - 100 mm Closed Work top, 1 Side

ITEM # \_\_\_\_\_

MODEL # \_\_\_\_\_

NAME # \_\_\_\_\_

SIS # \_\_\_\_\_

AIA # \_\_\_\_\_



589150 (MCNABAAOOO)

Closed work top, one-side  
operated

### Short Form Specification

#### Item No. \_\_\_\_\_

Closed work top, 100 mm wide, constructed according to DIN 18860\_2 with 20 mm drop nose top. Internal frame for heavy duty sturdiness in 2 mm and 3 mm in 1.4301 (AISI 304). 2 mm top in 1.4301 (AISI 304). Flat surface construction, easily cleanable. THERMODUL connection system enables seamless worktop when units are connected and avoids soil penetrating.

IPX5 water resistant certification.

Configuration: One-side operated top. The base needs to be supplied by the factory. Please include appropriate base.

### Main Features

- All major components may be easily accessed from the front.
- THERMODUL connection system creates a seamless work top when units are connected to each other thus avoiding soil penetrating vital components and facilitating the removal of units in case of replacement or service.

### Construction

- IPX5 water resistance certification.
- 2 mm top in 1.4301 (AISI 304).
- Flat surface construction with minimal hidden areas to easily clean all surfaces
- Internal frame for heavy duty sturdiness in 2 mm and 3 mm in 1.4301 (AISI 304).
- Unit constructed according to DIN 18860\_2 with 20 mm drop nose top.

### Optional Accessories

- Folding shelf, 300x900mm PNC 912581 ☐
- Folding shelf, 400x900mm PNC 912582 ☐
- Fixed side shelf, 200x900mm PNC 912589 ☐
- Fixed side shelf, 300x900mm PNC 912590 ☐
- Fixed side shelf, 400x900mm PNC 912591 ☐
- Endrail kit, flush-fitting, left PNC 913111 ☐
- Endrail kit, flush-fitting, right PNC 913112 ☐
- Endrail kit (12mm) for thermaline 90 units, left PNC 913202 ☐
- Endrail kit (12mm) for thermaline 90 units, right PNC 913203 ☐
- T-connection rail for back to back installations without backsplash PNC 913227 ☐
- - NOT TRANSLATED - PNC 913232 ☐
- - NOT TRANSLATED - PNC 913251 ☐
- - NOT TRANSLATED - PNC 913252 ☐
- - NOT TRANSLATED - PNC 913255 ☐
- - NOT TRANSLATED - PNC 913256 ☐

APPROVAL: \_\_\_\_\_



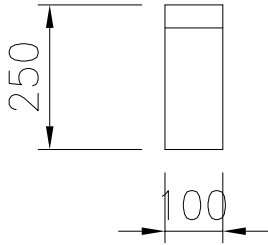
Experience the Excellence  
[www.electroluxprofessional.com](http://www.electroluxprofessional.com)




**Electrolux**  
PROFESSIONAL

**Modular Cooking Range Line**  
**thermaleine 90 - 100 mm Closed**  
**Work top, 1 Side**

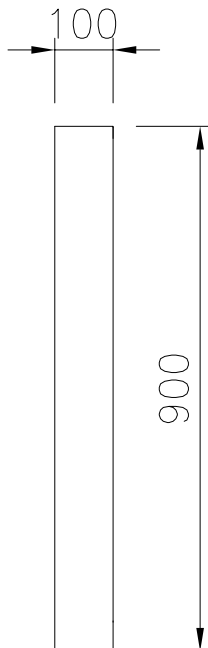
Front



Side



Top



**Key Information:**

External dimensions, Width:

589150 (MCNABAAOOO) 100 mm

External dimensions, Depth: 900 mm

External dimensions, Height: 250 mm

Net weight: 15 kg

Modular Cooking Range Line  
thermaleine 90 - 100 mm Closed Work top, 1 Side

The company reserves the right to make modifications to the products  
without prior notice. All information correct at time of printing.

2025.07.04